

# ReLite LED Series



 coemar

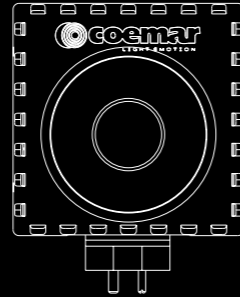
<b>What's a ReLite?</b>	<b>03</b>
Save Money & Be Green	<b>08</b>
Models	<b>09</b>
HD electronics	<b>11</b>
ReLite vs Lamps	<b>15</b>
<b>ReLite Kit</b>	<b>17</b>
Models	<b>18</b>
Feature	<b>20</b>
<b>ReLite LED Kit Series for Fresnel</b>	<b>23</b>
Models	<b>24</b>
<b>ReLite LED Kit Series for PC</b>	<b>26</b>
Models	<b>27</b>
<b>ReLite LED Kit Series for Profiles</b>	<b>28</b>
Models	<b>29</b>
<b>Projects</b>	<b>31</b>

# What's a ReLite?

LED lighting has completely changed the lighting industry. However, replacing lighting installations based on halogen/discharge lamps can be very expensive and it is hard to find a reliable solution to every luminaire on the market. For this reason, our R&D team designed the ReLite LED Series, the LED retrofit solution for any old fixtures fitted with traditional bulbs (e.g. Arri, DeSisti, ETC, Niethammer, Robert Juliat).

### Strong luminous flux

Thanks to the most advanced technologies, the light output of these retrofit LED is comparable to the performance of traditional lamps.



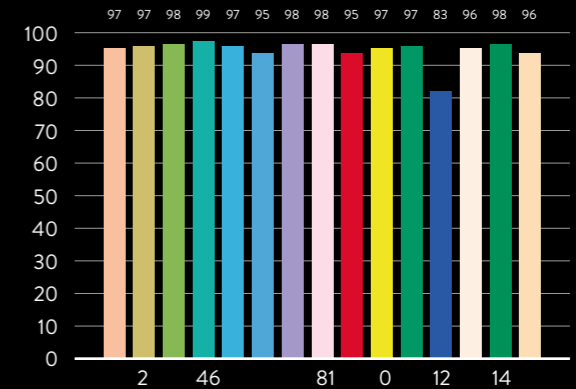
### Versatility & Plug and Play

Different sockets to retrofit any fixture & tailor-made LED group.  
Two CCT (3200K and 5600K) in two CRI versions available (90 and 97). VariWhite version only with ReLite Kit (CRI>95).  
Easy installation and no maintenance needed.

### High quality light

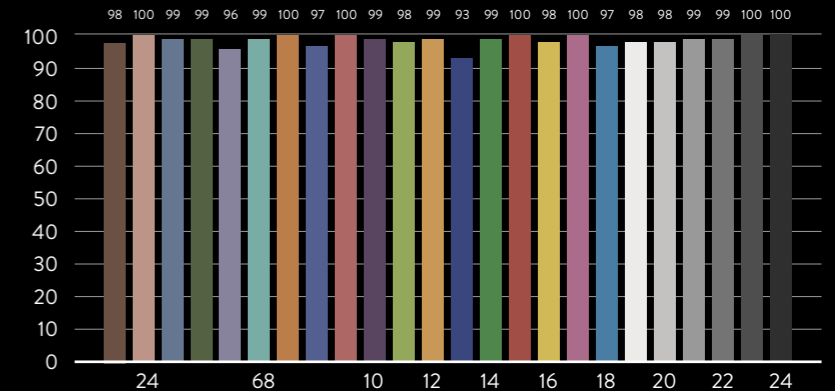
The best light quality possible. High CRI is always recommended when the color rendering has priority versus the general light output (e.g. HD broadcast applications or museum installations).

CRI: **97.39\***



Only R1-R8 CRI values are used to calculate final CRI.

TLCI: **98.02\***



CCT: **3144K\***

\*Measurements taken with **UPRtek MK350S** on 3200K CRI 97 COB LED

# Which ReLite is right for you?

Compare our models: making the right decision has never been easier.

350 / 500 / 650 W	1000 / 2000 W	
<b>Mini ReLite</b> CRI 90/CRI 97 Tungsten/Daylight GX9.5/GY9.5/G22	<b>ReLite HD</b> CRI 90/CRI 97 Tungsten/Daylight GX9.5/GY9.5/GY16/G22/G38 <b>HD Electronics</b>	<b>Phase dimmable only</b>
<b>ReLite Kit DIM</b> CRI 90/CRI 97 Tungsten/Daylight		<b>Phase dimmable + DMX control</b>
<b>ReLite Kit</b> CRI 90/CRI 97 Tungsten/Daylight/ <b>VariWhite</b>		<b>DMX control</b>

# Does it fit my luminaire?

In the following page you will find the list of already tested fixtures with our ReLite products.

Can't find your model?

Don't worry!

We can develop a customized solution for you.  
Contact our team at: [sales@coemar.com](mailto:sales@coemar.com)

Brand	Model	Type	Mini ReLite	ReLite HD	ReLite Kit / DIM
ADB	2000 PC C201	2000W/GY16	-	✓	✓
	ADB Dx 205	2000W	-	-	✓
ARRI	650 PLUS	650W/GY9.5	✓	-	✓
	JUNIOR 650	650W/GY9.5	✓	-	✓
	T1	1000W/G22	✓	-	✓
	ST1	1000W/G22	-	✓	✓
	1000	1000W/G22	-	✓	✓
	1000 PLUS	1000W/G22	✓	-	✓
	1000 STUDIO	1000W/G22	-	✓	✓
	T2	2000W/G38	-	✓	✓
	T2 TRUE BLUE STUDIO	2000W/G38	-	✓	✓
	2000	2000W/G38	-	✓	✓
	2000 STUDIO	2000W/G38	-	✓	✓
	DESISTI	MAGIS 300	650W/GY9.5	✓	-
LEONARDO 1000		1000W/G22	-	✓	✓
LEONARDO 2000		2000W/G38	-	✓	✓
ETC	SOURCE FOUR PAR	375, 550,575,750W	-	-	✓
LDR	TONO F 2000	2000W/G22	-	-	✓
	NOTA F 1200	1000W/GX9.5	✓	-	✓
NIETHAMMER	ENIZOOM 1000	1000W	-	-	✓
	ENIZOOM 2000	2000W	-	-	✓

QUARTZCOLOR	POLARIS	1000W/G22	-	✓	✓
	POLARIS MOD. 261	1000W/G22	-	-	✓
	QUARTZCOLOR 1000	1000W/G22	-	-	✓
	STUDIO 1KW MK2	1000W/G22	-	✓	✓
	STUDIO 2KW MK2	2000W/G38	-	✓	✓
RANK LIGHTING	CASTOR	2500W/GX38Q	-	✓	✓
ROBERT JULIAT	S 613/614	1000W/GX9.5	-	-	✓
	S 700		-	-	✓
	ALEX 2000/2500W FOLLOWSPOT	2000/2500W	-	-	✓
SELECON	ACCLAIM FRESNEL	650W	-	-	✓
	PACIFIC	1000W	-	-	✓
	Compact	1000/1200W	-	-	✓
	FRESNEL 1.2KW RAMA 150		-	-	✓
	FRESNEL, 1.2KW RAMA 175 HP		-	-	✓
	2KW SELECON ARENA	2000W	-	-	✓
SPOTLIGHT	COM 12		✓	-	✓
	COM 25		-	✓	✓
STRAND	HARMONY PC	1000W/GX9.5	-	-	✓
TEATRO	ACUTO	2000W	-	✓	✓

# Save money and Be Green



## LED Lifetime

LED lights are the most long lasting lighting systems: with a lifetime exceeding 50.000 hours, LED have a far longer lifespan than halogen light bulbs.



## No mantainance

No bulbs needs to be replaced every month. This means less money for halogen lamps and labor.



## Save money

Savings in operational costs such as electricity, air conditioning, replacement bulbs or new LED fixtures are major benefits of ReLite Series.



## Be green

LED lighting is the most energy saving system on the market. No heat generated means a limited amount of air conditioning necessary. No new fixtures: recycle your own with ReLite.





**ReLite Series**  
Discover our models

**Want the  
best in class  
performance?**



### Mini ReLite


- ⚡ 70 W
- 💡 Tungsten 3200K  
DayLight 5600K  
CRI90/CRI97  
Flickerfree Operation
- ⊕ GX9.5/GY9.5/G



### ReLite HD

- ⚡ 160 W
- 💡 Tungsten 3200K  
DayLight 5600K  
CRI90/CRI97  
Flickerfree Operation
- ⊕ GX9.5/GY9.5/G
- ⊕ **HD Electronics**

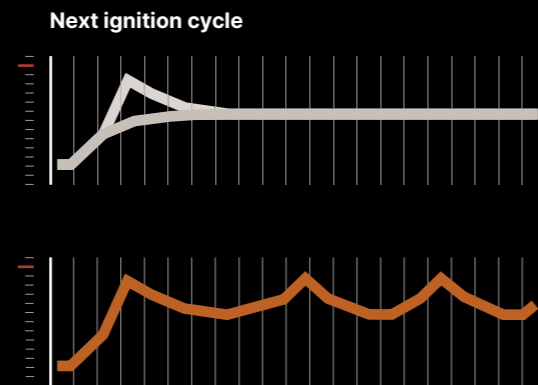
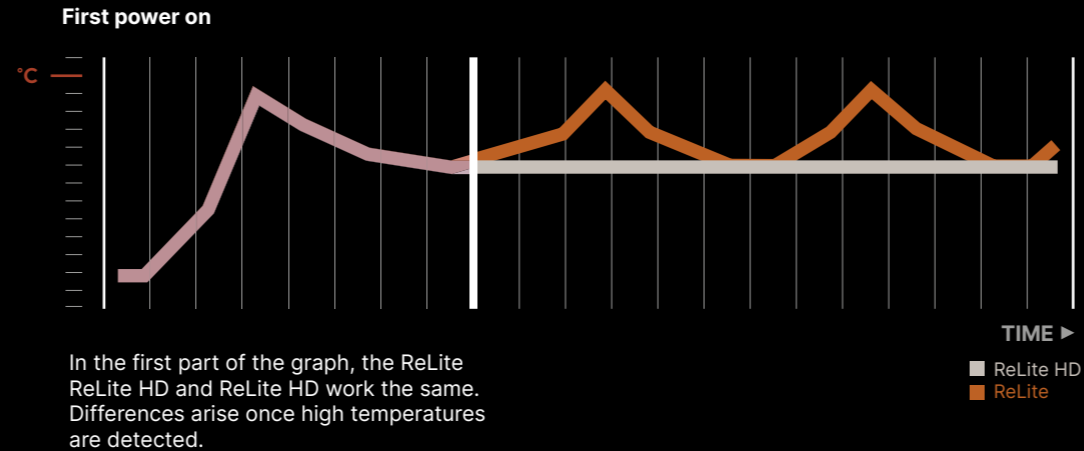
**HD Electronics**  
Top performance  
Compact size



# 1. Stable Luminous Flux

## Internal memory and temperature sensor

Thanks to the internal microprocessor and sophisticated HD electronics, consisting of a temperature sensor combined with the internal memory, the ReLite HD identifies the optimal equilibrium temperature and stores it as a reference even after the luminaire has been turned off



## ReLite HD vs ReLite

Thanks to HD electronics, if the temperature inside the fixture rises, the new ReLite HD will keep working at the optimal memorized temperature thus avoiding the instability of the luminous flux. This is fundamental where cameras and digital equipment are in use: the slight change in luminosity would be immediately visible through the camera.

On the contrary, the old ReLite can not guarantee the stability of the light output. This is not a problem in theatres and museums, since this change is not visible to the human eye but might be relevant in TV Studios, where the dimming often varies and the stability of the light output is fundamental.



## Dip Switch

ReLite HD features also 2 DIP switches: the first one allows the adjustment of the fan speed (pag.22) and the other one the reset of the ReLite HD.

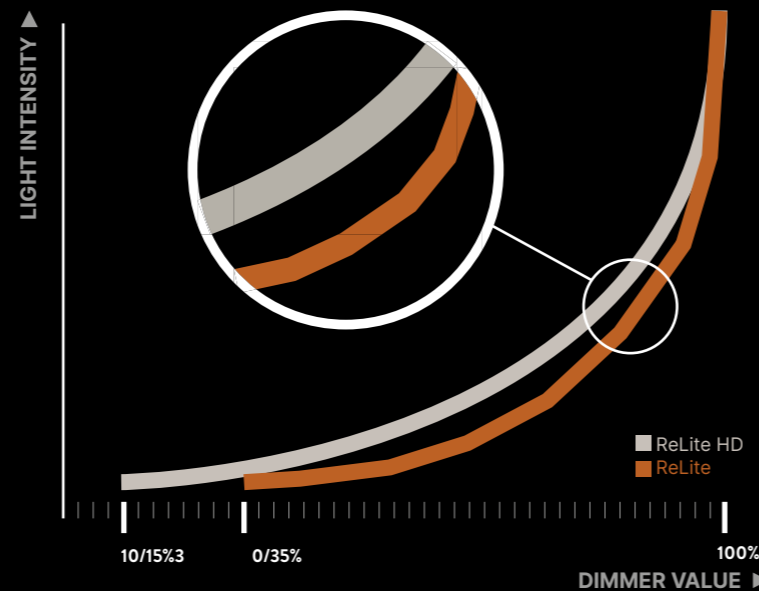
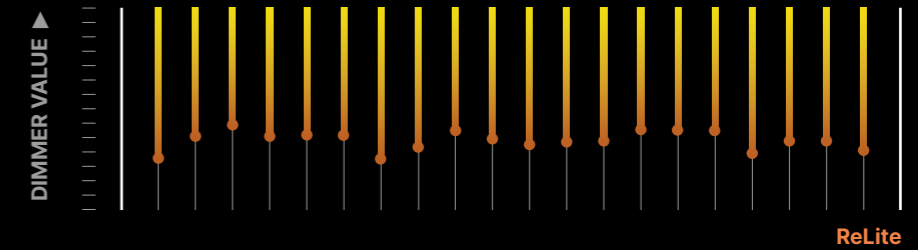

## Why?

If a user needs to use the same ReLite HD in different fixtures, it will be necessary to reset the internal memory: in this way the ReLite HD will forget the optimal equilibrium temperature registered before and will be ready for a new installation.

## 2. Factory calibrated

Each ReLite HD that leaves our factory has been carefully calibrated. This process guarantees the simultaneous ignition of multiple ReLite HD\*.

\*The time-lag until ignition occurs depends on the type of dimmer you are using and its settings.



### Pre-Heat Support

The ReLite Series supports the Pre-Heat function of traditional dimmers.

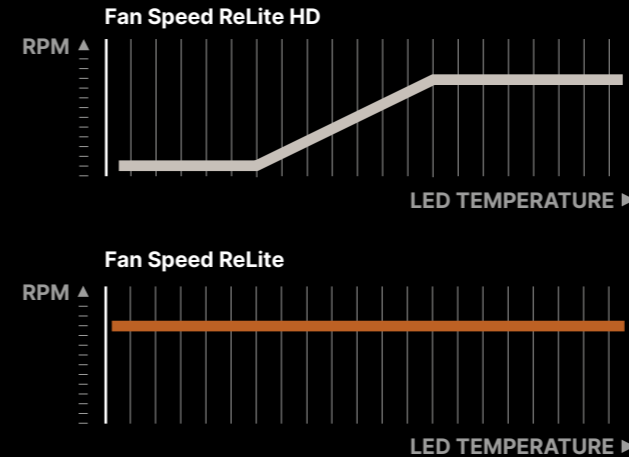
This function reduces response time of the ReLite HD during ignition, helps to prolong the LED lifespan and prevents premature failure through the shock of sudden heat.

For this reason, we advise you to activate the pre-heat function (if your dimmer supports it).

### 0-100% Smooth dimming

Thanks to HD electronics, the new ReLite HD has greater control over light dimming and provides a smoother and more precise dimming curve compared to the standard ReLite.

### 3. Double dissipation system



#### Dynamic Fan

The intelligence of ReLite HD enables dynamic control over the fan, thereby ensuring precise control of the temperature and the lowest operating noise possible.

Moreover, the fan speed can be set via a DIP switch in two different operation modes: auto (100%) or low (75% of the max RPM for quiet environments). On the contrary, the standard ReLite operates with a constant fan speed, since there is no digital control available.



#### Pre-Heat Support

The ReLite Series supports the Pre-Heat function of traditional dimmers.

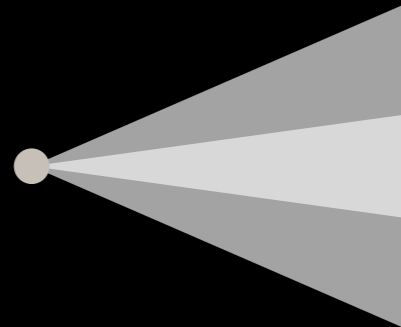
This function reduces response time of the ReLite HD during ignition, helps to prolong the LED lifespan and prevents premature failure through the shock of sudden heat.

For this reason, we advise you to activate the pre-heat function (if your dimmer supports it).

# ReLite HD vs Halogen lamp

## Let's make a comparison


**DeSisti Leonardo 1000  
with ReLite HD**



**SPOT**  
1/2 Peak Angle: 18°  
1/10 Peak Angle: 28°

**FLOOD**  
1/2 Peak Angle: 49°  
1/10 Peak Angle: 80°

**DeSisti Leonardo 1000  
with Philips 1000W lamp**



**SPOT**  
1/2 Peak Angle: 7.5°  
1/10 Peak Angle: 16.5°

**FLOOD**  
1/2 Peak Angle: 56°  
1/10 Peak Angle: 66°

		1/2 PEAK ANGLE	1/10 PEAK ANGLE	LUX
<b>MIN. ZOOM</b> DISTANCE 3m	ReLite HD	18°	28°	5.849
	Philips 1000W lamp	7.5°	16.5°	12.444
<b>MAX. ZOOM</b> DISTANCE 3m	ReLite HD	49°	80°	1.067
	Philips 1000W lamp	56°	66°	1.222

In order to create a fair comparison, we compared the light output of the two different light sources using the same spot / flood beam angle. For example, since the spot beam angle of the DeSisti Leonardo 1 kW with Philips 1000W lamp is narrower than

the one with ReLite HD, we set both products at the same spot beam angle (28° 1/10 P.A.). And as you can see in the chart, the result is a better light output of the DeSisti Leonardo 1 kW Leonardo with ReLite HD (+ 14%). On the contrary the flood

beam angle of the Leonardo 1 kW with ReLite HD is wider than the one with the lamp: following the same procedure we set both fixtures at the same flood beam angle (66° 1/10 P.A.). In this case too, the ReLite HD performs better than the lamp (+ 24%).

		1/2 PEAK ANGLE	1/10 PEAK ANGLE	LUX	MARGIN
<b>MIN. ZOOM</b> DISTANCE 3m	ReLite HD	18°	28°	5.849	+ 14%
	Philips 1000W lamp	7.5°	16.5°	12.444	
<b>MAX. ZOOM</b> DISTANCE 3m	ReLite HD	49°	80°	1.067	+ 24%
	Philips 1000W lamp	56°	66°	1.222	



# ReLite LED Kit

## The new generation of LED Retrofit Kit

ReLite Kit includes all the advantages offered by our ReLite Series, such as the easy installation, the considerable energy/cost saving and reduction in maintenance costs.

### But what makes it unique?

The **improved light output** and the total **flexibility of use**. Compared to the standard ReLite version, this custom-designed ReLite Led Kit features an **external box that keeps the electronics outside** the fixture, thus avoiding the overheating of the projector and consequently the instability of the luminous flux.

Last but not least, you will have the possibility to transform your fixed white fixture into a **variable white LED luminaire**.

# ReLite Kit Series

Discover our models





## ReLite Kit +

- ⚡ Max power depending on the LED module and the size/model of the fixture
- 💡 Tungsten 3200K  
Daylight 5600K  
VariWhite (2700-6500K)  
CRI90/CRI97  
Flickerfree Operation
- ⊕ Custom sockets
- ⚡ DMX control



## ReLite Kit DIM

- ⚡ Max power depending on the LED module and the size/model of the fixture
- 💡 Tungsten 3200K  
Daylight 5600K  
CRI90/CRI97  
Flickerfree Operation
- ⊕ Custom sockets
- ⚡ Traditional Dimmer and DMX

# 1. Tailormade

## Customizable sockets, LED units and wattage

Analyzing the dissipation system and the general fixture characteristics, our R&D team will design the best suitable retrofit kit for your luminaire. In this way you will have the best luminous flux possible in your lighting fixtures.

# 2. External Electronics

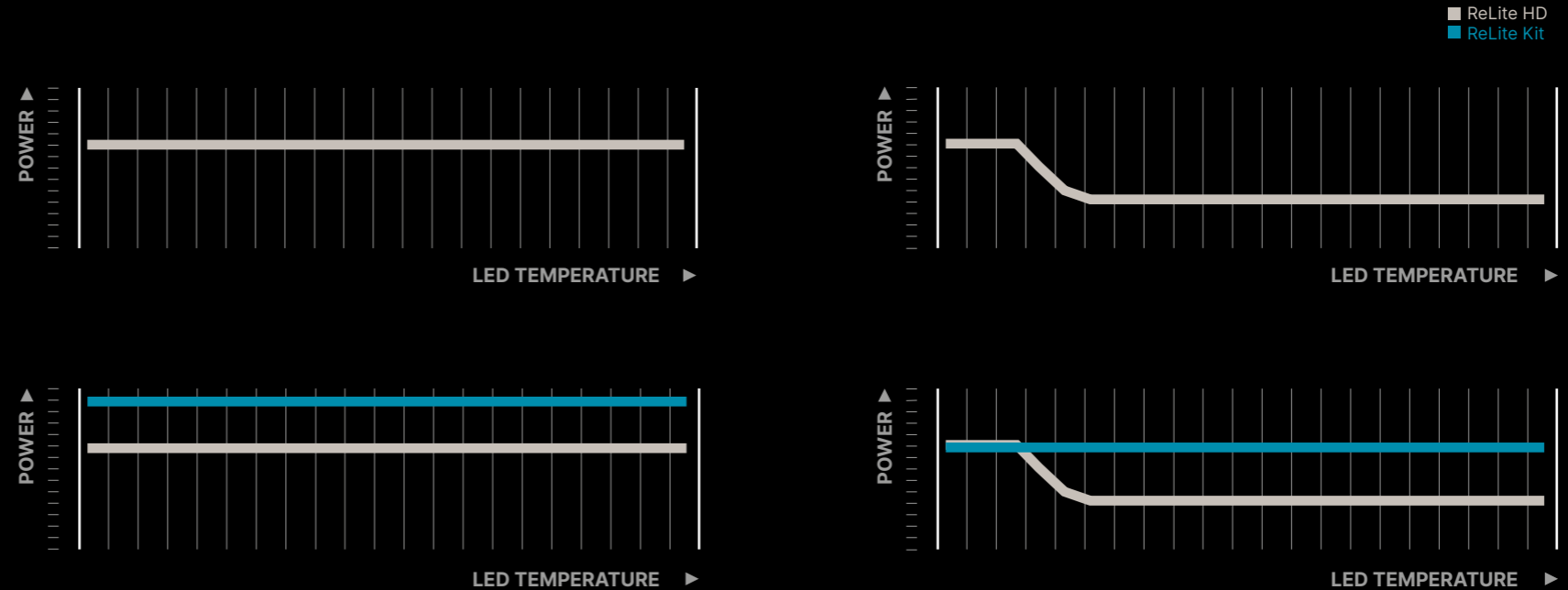
Our desire was to make a step forward in LED Technology. Our goal was to transform any old halogen/discharge lighting fixtures in **modern and DMX controllable work tools**.

To make this possible **we designed powerful external electronics capable of managing our new LEDs at their full potential**.

The result is a new retrofitting tool that enables the control of all your lighting equipment via DMX.

## 2a. The best luminous flux

To make you realize its great potential, we are presenting two different situations in which choosing the ReLite Kit would your best option.



### >2000W

If we are talking about large lighting fixtures (>2.000 W) with an efficient air circulation system, the ReLite HD will work at its max wattage (160W) maintaining a stable luminous flux, without ever reaching the maximum operating temperature.

But if your desire is to increase the performance of the projector, you can think about switching to the ReLite Kit.

The external electronic of the ReLite Led Kit takes away a large amount of heat in the projector: in this way our technicians will be able to increase the LED power and therefore get an improved luminous flux compared to our ReLite HD.

### <2000W

On the contrary, it is usually harder to have an efficient air circulation system in smaller lighting fixtures with more compact housings. In these cases, the ReLite HD will have to settle down at lower performances to avoid the risk of overheating. It will find its optimal equilibrium temperature and will adapt its power to it. The ReLite Kit instead will never reach the operation limit temperature since it has been engineered to operate in a specific lighting fixture and everything has been optimized to make it work at its best performance possible.

In the following pages you can find some **ReLite LED Kit** already available. Customization will be possible on your products upon request, contact **info@coemar.com** for more information.



# ReLite LED Kit Series for Fresnel

Discover our models



## ReLite LED Kit VW MK2 for Par ETC

- ⚡ 185 W
- ☀ **VariWhite (2700-6500K)**  
CRI95/CRI97  
Flickerfree Operation
- ⚡ **DMX control**



## ReLite LED kit for ArriStudio 2000

- ⚡ 220 W (Fixed White)  
330 W (VariWhite)
- ☀ **Tungsten 3200K**  
**Daylight 5600K**  
**VariWhite (2700-6500K)**  
CRI90/CRI97  
Flickerfree Operation
- ⚡ **DMX Control**





## ReLite LED Kit for Leonardo 2000

- ⚡ **330 W**
- ☀️ **Tungsten 3200K**  
**Daylight 5600K**  
**VariWhite (2700-6500K)**  
CRI90/CRI97  
Flickerfree Operation
- ⚡ **DMX Control**



# ReLite LED Kit Series for PC

Discover our models




## ReLite LED Kit for Selecon Arena PC 2500

- ⚡ **320 W**
- ☀ **VariWhite (2700-6500K)**  
CRI > 95 (Up to 97)  
Flickerfree Operation
- ⚡ **DMX control**



## ReLite LED Kit for Robert Juliat 329HPC

- ⚡ **200 W (Fixed White)**  
**230 W (VariWhite)**
- ☀ **Tungsten 3200K**  
**Daylight 5600K**  
**VariWhite (2700-6500K)**  
CRI 90 (Fixed White)  
CRI > 95 (Up to 97) (VariWhite)  
Flickerfree Operation
- ⚡ **DMX control**



# ReLite LED Kit Series for Profiles

Discover our models



## Romeo 600

- ⚡ 170 W
- ☀ Tungsten 3200K  
Daylight 5600K  
VariWhite (2700-6500K)  
RGBCLA (2700-10000K)  
CRI90/CRI97  
Flickerfree Operation
- ✦ DMX control



## Romeo 700

- ⚡ 200 W Maximum (Fixed White)  
230 W Maximum (VariWhite)
- ☀ Tungsten 3200K  
Daylight 5600K  
VariWhite (2700-6500K)  
RGBCLA (2700-10000K)  
CRI90/CRI97  
Flickerfree Operation
- ✦ DMX Control





## ReLite LED Kit for ADB DS205

- ⚡ 220 W (Fixed White)  
290 W (FullSpectrum 6 HD Studio)
- ☀️ Tungsten 3200K  
RGBCLA (2700-10000K)  
CRI > 95  
Flickerfree Operation
- ⚡ DMX control



## ReLite LED Kit for EniZoom 2000

- ⚡ 200 W
- ☀️ Tungsten 3200K  
Daylight 5600K  
VariWhite (2700-6500K)  
RGBCLA (2700-10000K)  
CRI > 95  
Flickerfree Operation
- ⚡ DMX control



# Projects

Discover our references

# Broadcast BBC Studio Scotland, UK



## ReLite LED Kit DIM D

CCT 5.600 K

CRI > 95



# Broadcast Dunya TV Pakistan



ReLite LED HD T

CCT 3.200 K

CRI > 97

# Broadcast MDR Landesfunkhaus Germany



## ReLite Kit VW for DeSisti Leonardo 2KW

CCT 2.700 → 6.500 K  
CRI 95 up to 97  
Control DMX  
Dealer Vision Two GmbH

# Theatre Carignano Theatre Turin, Italy



## Romeo 700 Tungsten

CCT 3,200 K

CRI 90

# Theatre

## Budapest National Theatre

### Hungary



#### ReLite HD T

CCT **3.200 K**

CRI **> 97**

Dealer Pelyhe Kft.

# Theatre

## Salzburg Festspiele

### Theater

### Austria



#### ReLite Kit T

CCT **3.200 K**  
CRI **90**  
Control DMX  
Dealer LB-electronics GmbH

# Theatre

## Teatro Comunale of Bologna Italy



ReLite LED HD T

CCT 3.200 K

CRI > 97

# Theatre

## Teatro Maggio Fiorentino Italy



ReLite HD T Studio G22

CCT 3.200 K

CRI 97

[www.coemar.com](http://www.coemar.com)

[info@coemar.com](mailto:info@coemar.com)



Coemar reserves the right to change specifications without prior notice.

Last Update: 21 August 2024 - vrs. 4.3