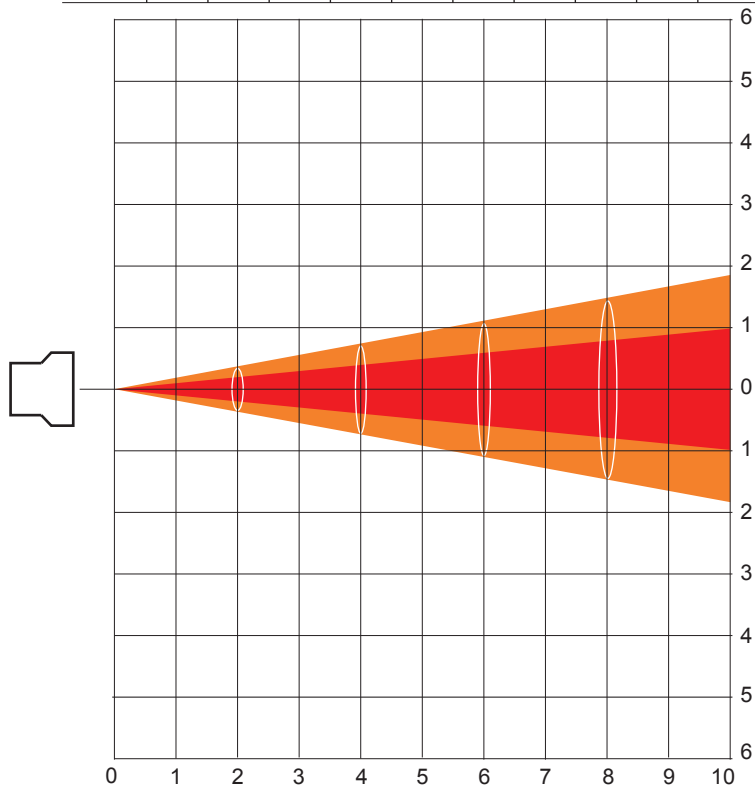


# 12° Lenses

Distance (m)	1	2	3	4	5	6	7	8	9	10	Lumen
Red	14958	3740	1662	935	598	416	305	234	185	150	1578
Green	29961	7490	3329	1873	1198	832	611	468	370	300	3156
Blue	8820	2205	980	551	353	245	180	138	109	88	925
White	27243	6811	3027	1703	1090	757	556	426	336	272	2861
R+G+B+W	35928	8982	3992	2246	1437	998	733	561	444	359	3777
1/2 peak angle $\alpha$ (m)	0.19	0.39	0.58	0.77	0.96	1.16	1.35	1.54	1.73	1.93	
1/10 peak angle $\alpha$ (m)	0.37	0.74	1.11	1.48	1.85	2.22	2.59	2.97	3.34	3.71	



1/2 peak angle: 11°

1/10 peak angle: 21°

Color mixing modality: Dynamic



via Inghilterra 2/A - 46042 Castel Goffredo (Mantova) Italy  
 ph. +39 0376 1514412 - fax +39 0376 1514380  
 info@coemar.com

Duplication of this drawing, either full or in part, is strictly prohibited without prior written authorization from coemar.  
 Questo disegno non può essere copiato, riprodotto, mostrato a terzi senza nostra autorizzazione

Prodotto/Product:  
**Par Lite Led RGBW**

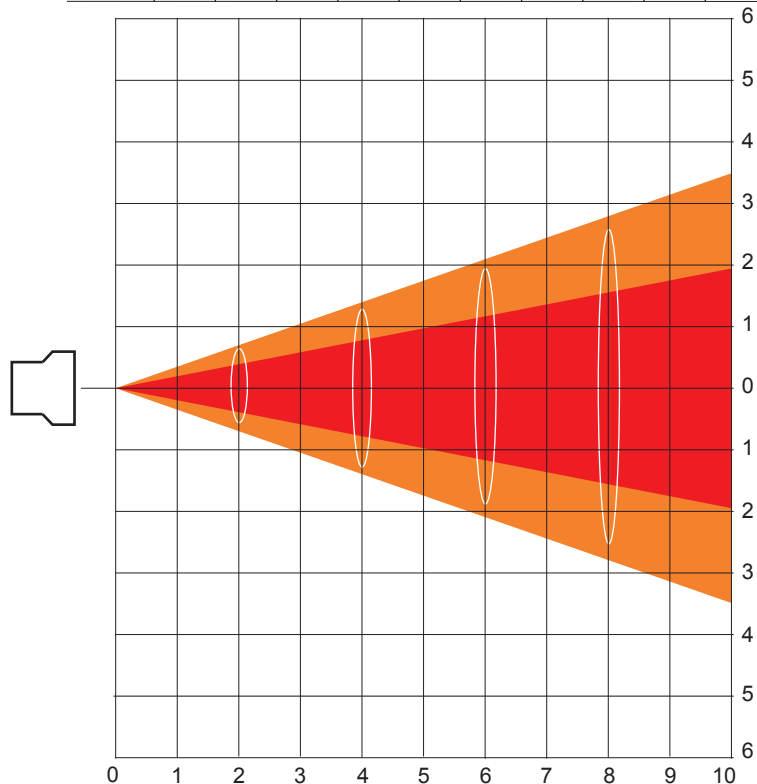
Light source: Led Cree

Date: 27/01/2015

Ver. N°: 1.0

## 30° Lenses

Distance (m.)	1	2	3	4	5	6	7	8	9	10	Lumen
Red	5580	1395	620	349	223	155	114	87	69	56	1916
Green	8289	2072	921	518	332	230	169	130	102	83	2841
Blue	2790	698	310	174	112	78	57	44	34	28	958
White	11340	2835	1260	709	454	315	231	177	140	113	3868
R+G+B+W	12069	3017	1341	754	483	335	246	189	149	121	4142
1/2 peak angle α (m.)	0.39	0.78	1.17	1.56	1.94	2.33	2.72	3.11	3.50	3.89	
1/10 peak angle α (m.)	0.69	1.38	2.07	2.75	3.44	4.13	4.82	5.51	6.20	6.89	



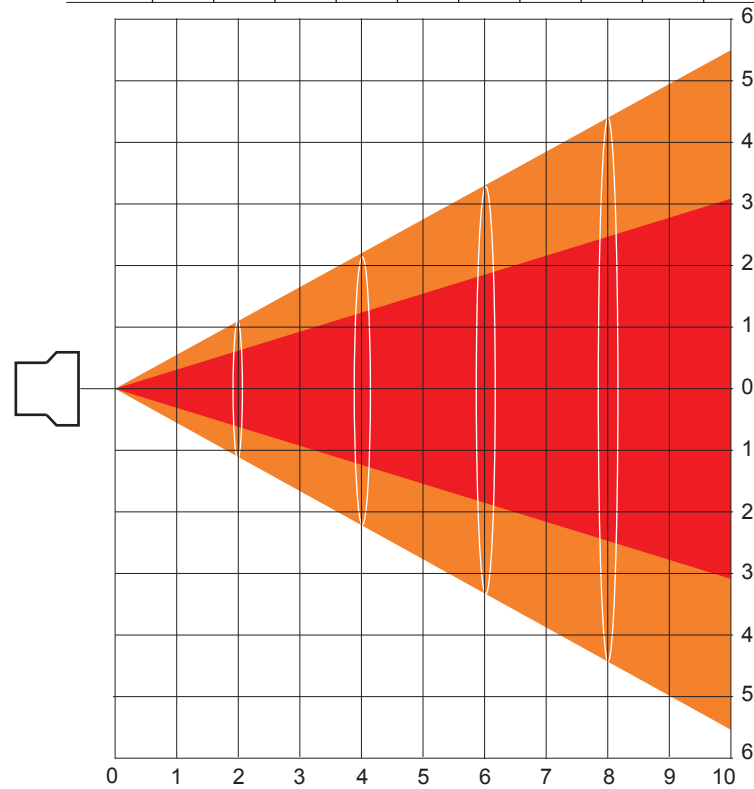
1/2 peak angle: 22°

1/10 peak angle: 38°

Color mixing modality: Dynamic

## 50° Lenses

Distance (m.)	1	2	3	4	5	6	7	8	9	10	Lumen
Red	1890	473	210	118	76	53	39	30	23	19	1446
Green	2511	628	279	157	100	70	51	39	31	25	1903
Blue	765	191	85	48	31	21	16	12	9	8	609
White	3681	920	409	230	147	102	75	58	45	37	2817
R+G+B+W	3825	956	425	239	153	106	78	60	47	38	2893
1/2 peak angle α (m.)	0.63	1.26	1.89	2.52	3.15	3.78	4.41	5.04	5.68	6.31	
1/10 peak angle α (m.)	1.09	2.17	3.26	4.34	5.43	6.52	7.60	8.69	9.77	10.86	



1/2 peak angle: 35°

1/10 peak angle: 57°



via Inghilterra 2/A - 46042 Castel Goffredo (Mantova) Italy  
 ph. +39 0376 1514412 - fax +39 0376 1514380  
 info@coemar.com

Duplication of this drawing, either full or in part, is strictly prohibited without prior written authorization from coemar.  
 Questo disegno non può essere copiato, riprodotto, mostrato a terzi senza nostra autorizzazione

Prodotto/Product:  
**Par Lite Led RGBW**

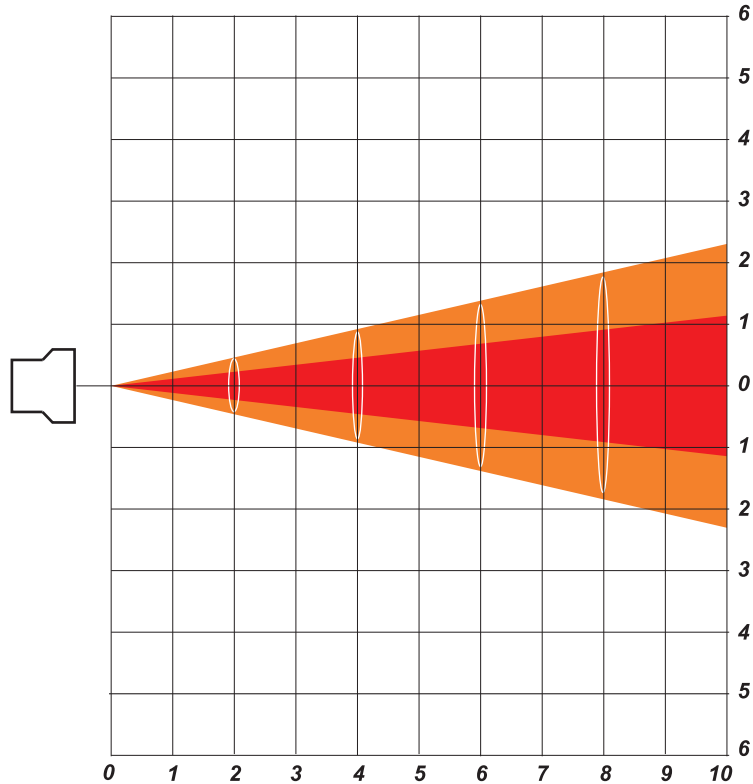
Light source: Led Cree

Date: 27/01/2015

Ver. N°: 1.0

## 40° X 13° Lenses - Vertical beam

Distance (m.)	1	2	3	4	5	6	7	8	9	10	Lumen
Red	3429	857	381	214	137	95	70	54	42	34	547
Green	5625	1406	625	352	225	156	115	88	69	56	901
Blue	1737	434	193	109	69	48	35	27	21	17	273
White	6012	1503	668	376	240	167	123	94	74	60	966
R+G+B+W	7569	1892	841	473	303	210	154	118	93	76	1223
1/2 peak angle α (m)	0.23	0.46	0.68	0.91	1.14	1.37	1.60	1.82	2.05	2.28	
1/10 peak angle α (m)	0.46	0.92	1.39	1.85	2.31	2.77	3.23	3.69	4.16	4.62	



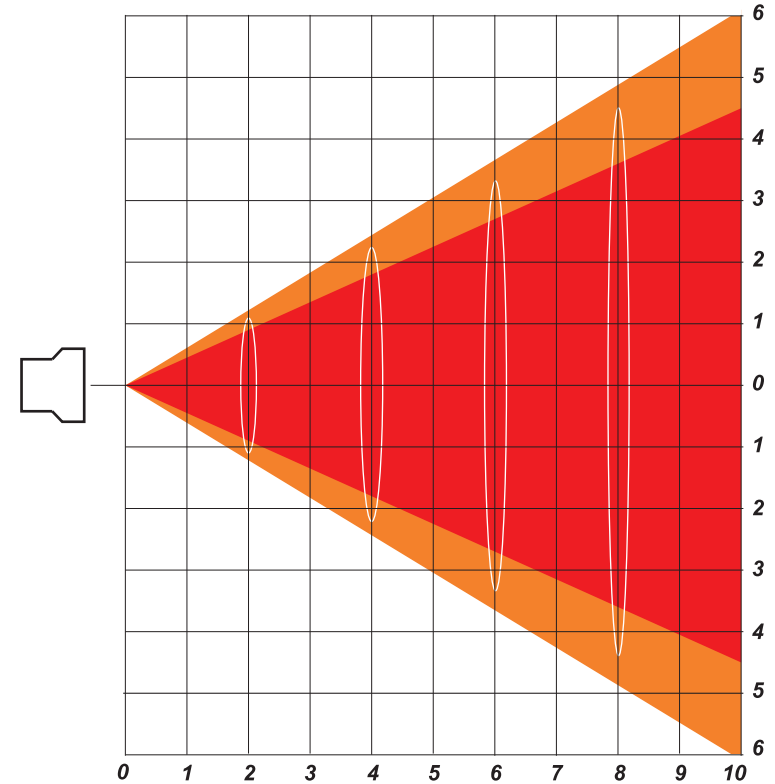
1/2 peak angle: 13°

1/10 peak angle: 26°

Color mixing modality: Dynamic

## 40° X 13° Lenses - Horizontal beam

Distance (m.)	1	2	3	4	5	6	7	8	9	10	Lumen
Red	3429	857	381	214	137	95	70	54	42	34	547
Green	5625	1406	625	352	225	156	115	88	69	56	901
Blue	1737	434	193	109	69	48	35	27	21	17	273
White	6012	1503	668	376	240	167	123	94	74	60	966
R+G+B+W	7569	1892	841	473	303	210	154	118	93	76	1223
1/2 peak angle α (m)	0.90	1.81	2.71	3.61	4.52	5.42	6.31	7.22	8.12	9.03	
1/10 peak angle α (m)	1.27	2.55	3.82	5.10	6.37	7.63	8.91	10.18	11.46	12.73	



1/2 peak angle: 49°

1/10 peak angle: 65°



via Inghilterra 2/A - 46042 Castel Goffredo (Mantova) Italy  
 ph. +39 0376 1514412 - fax +39 0376 1514380  
 info@coemar.com

Duplication of this drawing, either full or in part, is strictly prohibited without prior written authorization from coemar.  
 Questo disegno non può essere copiato, riprodotto, mostrato a terzi senza nostra autorizzazione

Prodotto/Product:  
**Par Lite Led RGBW**

Light source	Led Cree
Date	27/01/2015
Ver. N°	1.0